

## PRODUCT DATASHEET

### ENDURA Classic Frame Wall E27

ENDURA CLASSIC FRAME | Timeless aluminum wall luminaire with E27 socket, glass diffusor and sensor option



#### Areas of application

- Building facades
- Entrance lighting
- Patios, balconies
- Pathway lighting
- Driveways

#### Product benefits

- High flexibility in the choice of the light source thanks to E27 socket
- Easy and quick installation
- Option with PIR motion detection and daylight sensor, matching with housing color available
- Long-term energy and cost savings (sensor version)

#### Product features

- Suitable for smart applications thanks to compatibility with SMART+ lamps
- Lower light smog, on-demand lighting (sensor version)
- Direct illumination
- Light cover material: glass
- Light cover appearance: clear
- Housing material: aluminum
- Housing color: RAL 7016
- Type of protection: IP44



TECHNICAL DATA

Electrical data

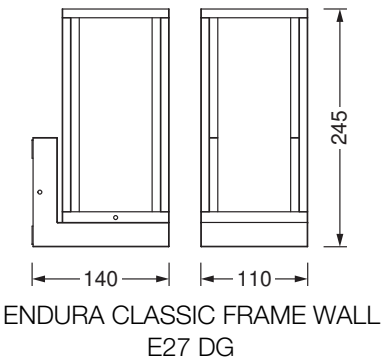
Nominal voltage	220...240 V
Mains frequency	50...60 Hz
Protection class	I
Operating mode	Mains voltage

Photometrical data

Photobiological safety group acc. to EN62778	RG1
Photobiological safety group acc. to EN62471	RG0

Dimensions & Weight

Length	140.00 mm
Width	110.00 mm
Height	245.00 mm
Product weight	1305.00 g



Materials & Colors

Product color	Dark gray
Housing color	Dark gray
Body material	Aluminum
Cover material	Glass
Mercury content	0.0 mg

Application & Mounting

Type of connection	Terminal, 3-Pole (L, N, PE)
Type of protection	IP44
Protection class IK (shock resistance)	IK03
Dimmable	No
Mounting type	Surface
Application environment	Outdoor
With light source	No
Replaceable light source	No
Holder designation	E27

Certificates & Standards

Luminaire with limited surface temperature, "D sign"	No
--	----

Additional product data

Product remark	Maximum bulb wattage: 60 W
Number of illuminants	1




EQUIPMENT / ACCESSORIES


- Complete mounting and connecting accessories included
- No light sources included

Safety advice

- All electrical connections must be made by a qualified person.
- Caution, risk of electric shock.
- Product in protection class I. All electrically conductive, metallic housing parts that can absorb voltage during operation or during maintenance in the event of a fault must be continuously connected to the protective earthing conductor.

DOWNLOAD DATA

Documents and certificates		Document name
	User instruction / safety instructions	ENDURA CLASSIC FRAME
	Legal information	Safety insert G11219578
	Declarations of conformity	

Documents and certificates		Document name
	Declarations of conformity UKCA	Fixed LUM without EMC

LOGISTICAL DATA

Product code	Packaging unit (Pieces/Unit)	Dimensions (length x width x height)	Gross weight	Volume
4099854452048	Folding box 1	114 mm x 145 mm x 250 mm	1397.00 g	4.13 dm <sup>3</sup>
4099854452055	Shipping box 4	315 mm x 250 mm x 275 mm	6072.00 g	21.66 dm <sup>3</sup>

The mentioned product code describes the smallest quantity unit which can be ordered. One shipping unit can contain one or more single products. When placing an order, for the quantity please enter single or multiples of a shipping unit.

DISCLAIMER

Subject to change without notice. Errors and omission excepted. Always make sure to use the most recent release.